

Cedar Doors Brochure 2025



ENQUIRIES@THEGARAGEDOORCENTRE.CO.UK
TELEPHONE: 01933 229135
MON - FRI 9:00AM - 5:00PM
SAT 9:00AM - 1:00PM

The image features three different styles of wooden garage doors overlaid on a background of a lush forest with tall trees and green foliage. The top door is a transom style with a grid of small square windows at the top and vertical wood slats below. The middle door is a solid style with vertical wood slats. The bottom door is a panel style with a grid of rectangular panels. A green curved banner at the bottom contains the text 'Cedar Door' in a large, white, stylized font, followed by 'Timber Garage Doors' and 'Natural by Design' in a smaller, white, serif font. To the right of the banner, the text 'Brochure 2025' is written in a white, serif font.

Cedar Door

Timber Garage Doors
Natural by Design

Brochure 2025

Cedar Door

Manufacturer of Solid Timber Up & Over Garage Doors

We have been manufacturing solid timber garage doors for the last 40 years, and our products are available through a network of Specialist Garage Door Distributors and Installers.

All our range of timber doors offer elegant period designs to enhance the appearance and beauty of your home. The natural warmth and elegance of our doors is achieved by the skill of our craftsman. All the doors are hand prepared and finished to the highest standard and are available fully finished to give full weather protection.

Product Ranges

Traditional Boarded

Our beautiful range of tongue and grooved boarded doors enhance the appearance of any modern or period designed home. They are very tough, durable, and manufactured in the highest quality Western Red Cedar boards which are glue bonded into a solid cedar frame.

The frame is traditionally constructed with solid cedar stiles and rails, and all joints are morticed, tenoned, glued and wedged, which is the strongest joint method in door construction. Doors are available in made to measure sizes from 6ft to 18ft wide by 5ft 6ins to 8ft high on smooth running fully retracting door gear, with an option of canopy gear on some doors up to 8ft wide.

Traditional Panelled

Our range of panelled doors enhance the appearance of any modern or period designed home. Again, these are very tough, durable, and manufactured in the highest quality exterior 9mm plywood panels which are glue bonded into a solid cedar frame.

The frame is traditionally constructed with solid cedar stiles and rails, and all joints are morticed and tenoned, glued and wedged which is the strongest joint method in door construction. Doors are available in made to measure sizes from 6ft to 18ft wide by 5ft 6ins to 8ft high on smooth running fully retracting door gear, with an option of canopy gear on some doors up to 8ft wide.

Traditional Solid Panelled

This range of Solid Panelled doors offers a higher quality option over plywood, with with a 20mm solid thick moulded Cedar panel giving a better texture and colour match to the stiles and rails of the frame. This is again is traditionally constructed with solid cedar stiles and rails, and all joints are morticed, tenoned, glued, and wedged which is the strongest joint method in door construction. Doors are available in made to measure sizes from 6ft to 18ft wide by 5ft 6ins to 8ft high on smooth running fully retracting door gear, with an option of canopy gear on some doors up to 8ft wide.

Traditional Side Hinged

Our range of Side Hinged doors are an alternative option to the 'Up & Over' method of doors giving a more conventional opening style of garage door. These are traditionally constructed with solid cedar stiles and rails, with panels of either plywood or solid cedar, and all joints are morticed, tenoned, glued, and wedged, which is the strongest joint method in door construction. Doors are available in made to measure sizes from 6ft to 10ft wide by 5ft 6ins to 8ft high, with choice of hardware combinations to suit your style.

Sectional Overhead

Vertical lifting doors are a new concept in domestic garage door operation. Our range of sectional overhead doors offers all the same advantages of 'Up & Over' doors and are constructed to the same high standard and specification as the traditional range of doors but with a different method of operation.

Please note; On some of our doors which have an opaque colour finish, the boards will be manufactured using composite Tricoya panel. This is done to eradicate the movement of cedar boards to prevent the delamination of the opaque coatings (for further information see our website).



Made in Britain

German Engineering
German Coatings

remmers





CEDAR

Why choose Cedar?

Western Red Cedar

From Northern British Columbia, Canada, to California, a rugged spine of mountains stretches for almost 1,500 miles parallel to the Pacific coast of North America. Along the slopes and in the valleys of these mountains, the humus-rich soil nourishes mixed softwood forest in vast abundance.

Cedars grow also in the drier interior forests of British Columbia, Washington, Idaho and Montana where they are in smaller stature with a tight knotted growth characteristic. Cedars rarely grow in pure stands but are generally found in association with other species. Western Red Cedar forests are predominantly managed forests, in which controlled harvests, natural regeneration and reforestation programs ensure a perpetual harvest.

A Wood of Warmth and Beauty

Western Red Cedar is, above all, a wood of exceptional beauty. In its natural unfinished state it has a richly textured, tactile grain combined with a palette of warm, mellow tones ranging from light amber to deep honey brown. No manmade material can duplicate the depths of cedar's natural lustre. It also remains subtly aromatic, and the characteristic fragrance of cedar adds another dimension to its universal appeal. Whether used in wall panelling or ceilings, doors or windows, mouldings, railings, or posts or beams, the presence and prestige of cedar enhances structures of any type and design, contemporary or traditional, homes, offices, stores or public buildings.

The Gift of Durability

Western Red Cedar contains natural oils that act as preservatives to help the wood resist insect attack and decay. Cedar is also a dimensionally stable wood that lies flat and stays straight. Properly finished and maintained, Western Red Cedar ages gracefully and endures for many years. Cedar is the preferred material for all outdoor applications that seek visual harmony with the landscape combined with the stability and durability: from siding and patio decking to fences, planters, shelters and garden furniture. Indoors, cedar's dimensional stability makes it perfectly suited to a variety of uses in the high moisture areas such as kitchen, bathrooms and saunas. Western Red Cedar should be preservative treated if intended for use in applications where it comes in contact with the ground.

Beautiful Benefits

Beauty aside, the purely practical, pounds-and-pence value of cedar offers other benefits: the wood's cellular structure creates interior air spaces that give it an insulation value higher than most woods and much higher than brick or concrete. Buildings which feature cedar panelling, ceiling or siding tend to stay cooler in the summer and warmer in the winter. Cedar also has excellent sound suppression and absorption qualities.

Accountability

All our timber is purchased from suppliers that have PEFC Chain of Custody Certification and supports forests forever campaign to promote the environmental credentials of wood as a commercial product. Cedar Door regularly review the practices of our suppliers and the progress made against their own environmental objectives and any relevant regulatory body. It is the responsibility of all companies and individuals who depend upon the wood products to ensure that the Earth's forests remain a truly renewable resource.

Certified Products and Chain of Custody certification

Cedar Doors have now qualified for and acquired Chain of Custody Certification for PEFC-Track certification which basically means that all our products are manufactured from certified timber that can be tracked right back to the sustainable forest of origin. Copies of our certificates are available on our website.



Houses



Claddings



Decking



Garden Furniture



Doors

Traditional Boarded



HADDON



WESSINGTON



BARLOW



BAKEWELL



Traditional Boarded



BAKEWELL with Wicket door



Inside view



We can also achieve bespoke designs



We produce drawings and manufacture to any design and size, but this will incur an extra cost. We are happy to give a price on request. If the design cannot be made by our composite range, then it could be achieved with our solid sectional range that can be found within our main brochure

All our one piece 'Up & Over' and Sectional Overhead Doors are manufactured to meet all safety requirements. E.g. Spring load testing and wind load testing.

All results are available to view on our website www.cedardoor.co.uk

Traditional Boarded



HATHERSAGE



ASHBOURNE



EDALE MK 2



EDALE MK 1



BUXTON

Traditional Panelled



CHATSWORTH



HOPE



CASTLETON



WINGFIELD



Traditional Solid Panelled



DUFFIELD



MIDDLETON



CHESTERFIELD



BELPER



Nature by Design



Retracting Door Gear

Inside view showing the retracting gear operation. The top rollers run in a 'C' shape profile to prevent rollers from jumping out, and the 'C' shaped tracks run horizontally into the garage. These are suspended from the ceiling, with steel top weather strips for strength and security, and with heavy duty lifting arm brackets to support the strong boxed profile lifting arms. Attached to the arms is a multi-spring arrangement with adjustable finger safe springs to counterbalance the weight of the door for a smooth and easy operation. Below the lifting arms brackets are the rubber lower weather strips which help to minimise draughts.



High lift spring system to maximise drive through



T Handle locking

Locking System

The locking system on retracting doors includes two steel spring-loaded slam latches located at the bottom corners of the door, with cables attached to the internal swivel handle because of the nature of the top steel weather strips interlocking behind the lifting arm brackets. The door when closed is fixed in four points.

On Canopy doors, the cables are attached to an internal swivel handle, which when operated, releases three steel latches with additional roller keeps. When the door is closed it is fixed in five points.



Mortice and tenon joint



REAL CEDAR

Door Construction

Using traditional jointing and door construction methods together with modern assembly and gluing techniques, we can build a door panel that is very strong and durable with very little maintenance.



remmers



Dip-coat process

Protection and Finishing

All timber door panels are fully dipped in a tank of Remmers light oak dip-coat stain, which gives a mild seal coating and could last up to 6 weeks after installation. We recommend that the door is top coated immediately after installation with a Remmers topcoat system and following the stain manufacturer's instructions.

remmers

Remmers Fully Finishing (Optional)

To complement your new door we would advise that you go for the option to have your door fully factory finished with our new Remmers finishing system. We have a choice of 8 standard stain colours.

We can also finish your door in any RAL, Farrow and Ball, and Little Green Opaque Colours.



Traditional Side Hinged Doors



BAKEWELL



BUXTON



DUFFIELD



BELPER



CHATSWORTH



WESSINGTON



EDALE

Traditional Side Hinged Doors

Our range of side hinged doors are an alternative option to the 'Up & Over' method of doors, giving more conventional opening style garage doors. They are traditionally constructed with solid cedar stiles and rails, and panels of either plywood or solid cedar. (Please note, doors with a RAL colour option will have panels constructed with a composite material).

All joints are morticed, tenoned, glued, and wedged, which is the strongest joint method in door construction. Doors are available in made to measure sizes from 6ft to 10ft wide by 5ft 6ins to 8ft high with a choice of hardware combinations to suit your style. All doors now have multi-point locking systems for higher security.

Traditional Side Hinged Doors




BUXTON with traditional hardware and multi-locking




BUXTON inside view



Multi-locking




MODERN hardware available in black and silver



TRADITIONAL hardware in black



Multi-locking



TRADITIONAL hardware in silver -galvanized



Sectional Timber Doors



Our range of overhead sectional doors are manufactured from the finest grade of kiln dried western red cedar and selected and crafted using traditional door construction methods and joints. They are morticed and tenon glued and wedged on all structural timbers to provide strength, and a long-lasting service proven over many years of door manufacturing. All top, middle, side, and bottom rails are solid cedar finished to a thickness of 44mm with nominal width sizes to suit the size of door. Doors over 10ft wide will have lateral timber or steel bracing. All doors up to 14'0 x 7'0 or 130kgs in weight will have the HOME-X extension side spring system.

Three types of door gear systems

HOME-X

Extension side spring system is the most popular type and will do a max door weight of 130kg. HOME-X will accommodate most of our doors up to 14'0 x 7'0 and it's easy to install, with fast assembly and preassembled springs pretensioned.

HOME-R

Rear mounted torsion springs will do a max door weight of **165kg**.

HOME-F

Front mounted torsion springs will do a max door weight of **295kg**. This system is mainly designed for large, oversized doors in width and height.



Inside view of sectional door



Sectional Timber Doors



DERWENT



WIRKSWORTH



BARLOW



YORK




BAMFORD



WARWICK



HASSOP



**STIPPLED
DIAMOND**

**STIPPLED
SQUARE**

STIPPLED

Glazing Options

Stipple opaque is not transparent, but all the options above can be made of clear glazing with 4mm toughened glass in all our ranges.



TRENT

Sectional Timber Doors

Introducing our new range of composite Sectional doors (please see full brochure)




ASHFORD




BASLOW



DRONFIELD



L RIBBED



EYAM

Colour Options

The colours below are for the factory fully finishing option which will give the door a hard satin long lasting finish that could last up to 5 years before recoating (depending on position and location of door).



Light Oak

Medium Oak

Golden Oak

Dark Oak

Mahogany

Rosewood

Teak

Black
Ral 9005

Walnut

We can also reproduce all the following:

- All-RAL, Classic and RAL Design colours
- B.S – British Standard colours
- Farrow and Ball colours
- Little Green colours




remmers



Quality coatings made in Germany

Due to cedar natural shading and colouring such colours will vary. Photographic and printing processes make it possible to guarantee colours from this brochure and are intended as a guide only. We would therefore advise you to ask for actual colour samples.

Standard Colours



Anthracite
RAL 7016



Jet Black
RAL 9005



Traffic White
RAL 9016


Trending Colours



Pure White
RAL 9010



Cream
RAL 9001




Light Ivory
RAL 1015



Slate Grey
RAL 7015



Window Grey
RAL 7040



Agate Grey
RAL 7038



Pale Green
RAL 6021



Pigeon Blue
RAL 5014



Ruby Red
RAL 3003

Above is just a small selection of colours that are available. We can produce the following:



Quality coatings made in Germany

- All-RAL, Classic and RAL Design colours
- B.S – British Standard colours
- Farrow and Ball colours
- Little Green colours

Three Types of Door Gear Systems

HOME-X eXtension side spring system is the most popular type and will do a max door weight of **130 kg** will accommodate most of our doors up to **14'0 x 7'0** and they are an easy to install system, fast assembly, preassembled springs pretensioned.


HOME-R Rear mounted torsion springs will do a max door weight **165kg**.

HOME-F Front mounted torsion springs will do a max door weight **295 kg**. This system is mainly designed for large, oversize doors in width and height.



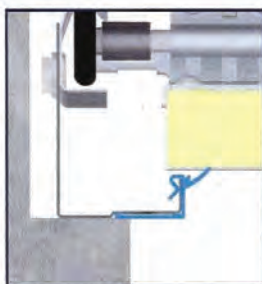
**Modular system with a universal track set
suitable for every residential solution**

Track specifications as standard



Straight or curved track set

In all variants it is possible to choose a horizontal track set with a straight track or a short aluminum curve.



Profile and seal

Vertical angles and lintel profiles can be placed up to 30 mm in the daylight size. The side seal guarantees perfect sealing.



Cutting

All track sets can be trimmed by up to 125 mm without the need of drilling extra holes.



Extension spring cover

For extra safety and improved aesthetics, an extension spring cover can be chosen for HOME-X.



Plastic foot for the vertical angle

By using these plastic feet corrosion on the bottom of the vertical angle will be prevented.



Preparation for photo eye

Holes for the SOMMER photo eye are already pre-drilled in the vertical angles.



Alignment

Aligning the door is easier and faster when you use an alignment profile.



SOMMER operator bracket set

Specially designed to mount a SOMMER base* operator to the C-profile.



Smart side connection plate

With an extra hole to allow measuring from corner to corner to check squareness.

DOOR SPECIFICATION AND WARRANTY

TRADITIONAL

All the traditional 'Up & Over', side hinged, and sectional range of doors are manufactured from the finest grade of Kiln Dried Western Red Cedar selected and crafted using traditional door construction methods and joints, for example mortice and tenon, glued and wedged on all structural timbers to provide strength and a long-lasting service, proven over many years of door manufacturing.

All top, middle, and bottom rails are solid cedar and finished to a thickness with nominal width sizes to suit the size of door. Doors over 8'0 x 7'0 may have lateral and vertical timber or steel bracings (except for side hinged doors) to give strength and stability to the door also to minimise bowing and deflection to the door when in an overheard position.

GLAZING

The glazing in Traditional doors is 4mm safety glass in a plain, stippled pattern with either plain, diamond or square leaded design. In Sherwood doors it is an acrylic PVC sheet in either plain or stippled.

IMAGES

All door images in this brochure are of 7'0 x 7'0 (2134 x 2134) single sized doors. On larger doors some rail sizes and panel configurations may change.

PRODUCT CARE AND FINISHING INSTRUCTIONS

Timber is an organic substrate material with natural characteristics than can acclimitise itself, no matter the "species" to different environmental conditions prevailing in its localised "fixing or place". Therefore the company **"CEDAR DOOR"** accepts no liability or responsibility for variations occurring in our "Timber" products supplied, in any of the following descriptions i.e. "colour variations, movement either lateral or longitudinal, splitting, shakes, water damage ingress or exit, resin exudations or chemical spillages.

- Conversely, **Timber** substrates can naturally expand and contract according to environmental conditions.
- Moisture content and humidity may open and close joints and some minor curvature may occur.
- Any curvatures that occur however, will not affect the long term performance or life of this natural material.

Please note: **Cedar** is organically grown with natural colour and grain variations, which is a feature of **Cedar**. We make every effort to harmonise the effect by hand matching all components part used in manufacture.

Protection (Basecoat)

All timber doors and components are supplied with a dip immersion coat of Remmers colour ref: 006 Light Oak. this operation is for temporary protection for transit and installation purposes only.

Fully finishing of garage doors is available at an extra cost. If our product becomes exposed to excessive water splashes or rain it may result in water marks or stains which could affect the final coatings of the door. We recommend that the product receives a full specification of finishing coats immediately after installation to all surfaces with a Remmers Finishing coat system, following the coatings manufacturer's instructions.

Full Factory Finishing Option

The full factory option is supplied in various coloured woodstains and will provide a 5 year erosion period. If the door becomes affected by rain soon after installation you may notice a light coloured staining on the finish of the door but will disappear when dry this is caused by the curing process of the Remmers system which will disperse and disappear once fully cured. This can usually take anything up to six months depending on many parameters. Humidity and weather conditions have no adverse effect to the quality and finish of the door.

- Please take extra consideration when selecting the final colour of your door. Certain compass locations, for example the selection of dark colours for doors. South facing doors or doors in constant sunlight could result in excessive heat uptake into the substrate causing excessive extracting of moisture content resulting in abnormal distortion of the door.

Storage

- All doors are delivered with a polythene shrink-wrap protection which should be left on just prior to site coatings applications.
- Do not puncture the polythene shrink-wrap before installation.
- Prior to installation doors must not be stored in direct sunlight.
- Do not expose the doors to water contamination of any description/or staining may result.
- This does not apply to fully finished doors.
- Doors must always be stored in an upright position and protected from site and weather contaminations before fixing.

Quality Check

Timber is a natural material with defects, for example small knots, close, wide, or short grain, surface shakes, splits or grain lift. Although we endeavour to eliminate most of these phenomena in production, some may still appear after installation. The company **(CEDAR DOOR)** cannot be held responsible for any naturally occurring defect after installation.

- A visual quality control check of every door supplied by **(CEDAR DOOR)** is carried out before supply.
- The CUSTOMER should carry out THEIR OWN VISUAL INSPECTION in natural daylight prior to installation.
- Stand at 3 metres (10 feet) to view the overall appearance. The door is acceptable if none of the following is readily visible on the face of the doors from this distance:
- Marks or distortion associated with the manufacturing process.
- Vertical and lateral deflection may occur up to 1" (25mm) on door up to 8ft wide/height and 21' 21" (60mm) on doors up to 16ft wide.
- Minor indentations, marks or scuffs on the surface.
- Minor paint or stain blemishes.
- Any defect/anomaly must be reported to **(CEDAR DOOR)** within 48 hours of goods received.



Door Gear Specification

CEDAR CD 100 RETRACTABLE DOOR GEAR

CD100 Gear has the advantage of maximum clearance on frame opening width at average door mirror height, for example drive through width, and the soft rubber lower weather strip. This avoids any damage up to frame opening width. This specification includes a multi spring unit at high level, with finger safe springs and a choice of two types of locking handles, available on most doors up to 2438 (8ft) wide or 45kg (100lb).

CD 150/200/250

These gears are based on traditional retractable gearing available on garage doors. Our latest design has several benefits. All parts are rust protected with either galvanised or zinc plating for lasting looks and all bearing surfaces are made of nylon for very low maintenance, long-lasting reliability, and smooth running. Our springs are even galvanised! All doors fitted with the above operating gears come supplied with the top roller brackets, and weather strips are pre-fitted to the door for ease of installation.

CEDAR CANOPY OPERATING GEAR

Doors specified with canopy operating gear comes complete with the gear pre-fitted to the door for quick and easy installation.


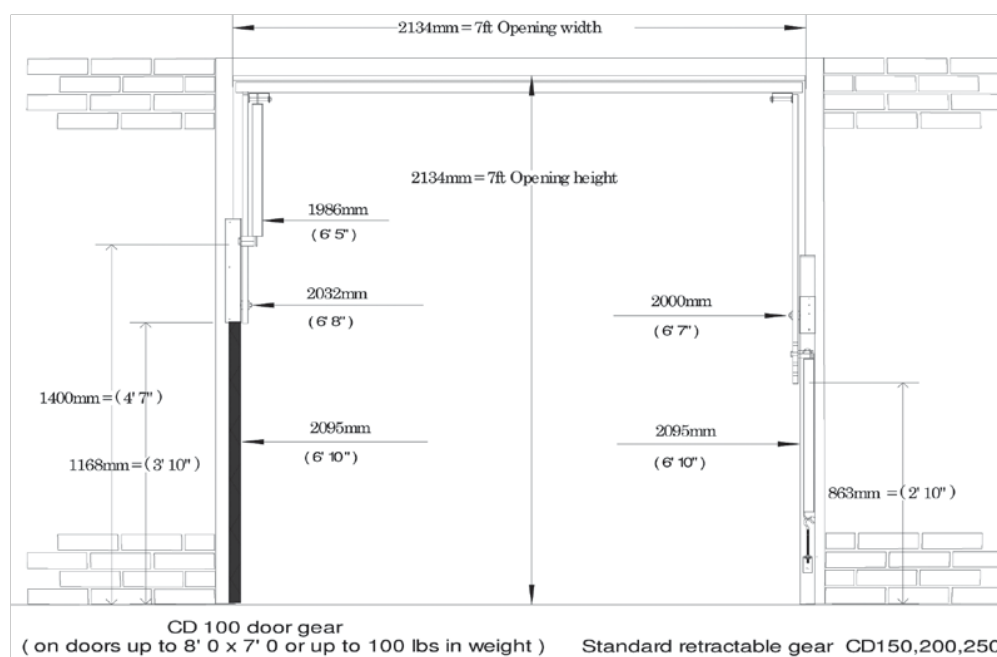
The latest canopy gear is very robust and has several benefits. The cedar canopy operating gear comes with a very well-balanced overhead torsion spring with 3mm cone and cables, including an anti-drop system to prevent door dropping in the event of a cable or spring break. A strong 'U' steel section joins the door arm to the roller and spindle, giving the whole door a rigid feel. Our rollers are of a large diameter for smoother running and improved location. Security has been well thought out with 3-point locking and 2 roller security brackets meaning that a closed and locked door has 5 effective fixed positions.

CE and CPD Compliance

All our timber doors and hardware meet latest CE and CPD demands.

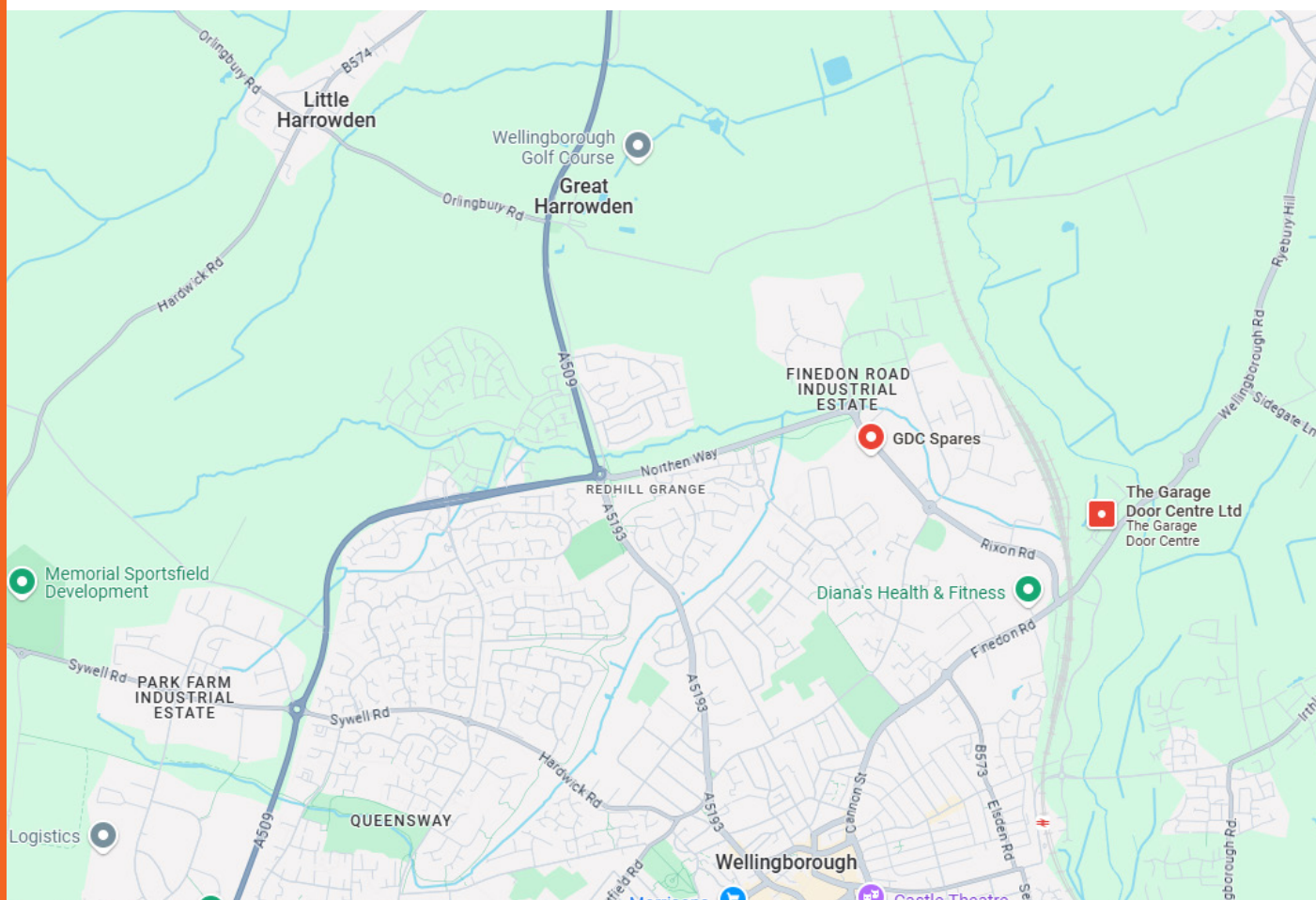
COMPARISON CHART SHOWING CLEAR OPENING WIDTHS CD100 & CD150 – 250

Note: The chart below is based on a 7'0 x 7'0 (2134 x 2134) door. The thickness of the door will also reduce the opening height i.e. door up to 8ft (2438) wide = 80mm, 10ft (3040) 120mm 16ft (4870) 155mm on all solid timber doors and 85mm on all Sherwood doors.





Cedar Door



6-8 MEADOW CLOSE,
ISE VALLEY TRADING ESTATE
FINEDON ROAD
WELLINGBOROUGH
NN8 4BH

ENQUIRIES@THEGARAGEDOORCENTRE.CO.UK
TELEPHONE: 01933 229135
MON - FRI 9:00AM - 5:00PM
SAT 9:00AM - 1:00PM